2022 2012 11

2022

2022 1 1 2022 12 31

“ ”

“ ” “ ”“ ” “ ”

GRI GRI Standards

CASS-CSR4.0

:

http://www.yuexiu.com/shzr/shehuizerenbaogao/

8620 88836888

02
04
16
20

1 24
· 26
· 32
· 36

2 38
· 40
· 42
· 44

3 46
· 48
· 50
· 54

4 58
· 60
· 62
· 66

70
71
74
75
77



2022 “ ”

“ ”“ ”“ ”“ ” “ ”

“ ”

“ ”

“ ”

2022 9,652

1,125 “ ”

500 262 100

11

“ 2025 ”

“ 3060 ”

“

”

“

” “

” YES “ ” 2023 “ ”

“ ”

“ ”

1985 38

“ 4+X ” “ ”

REIT 6

500

“ 12345 ” (15000 2000 300 4 500)

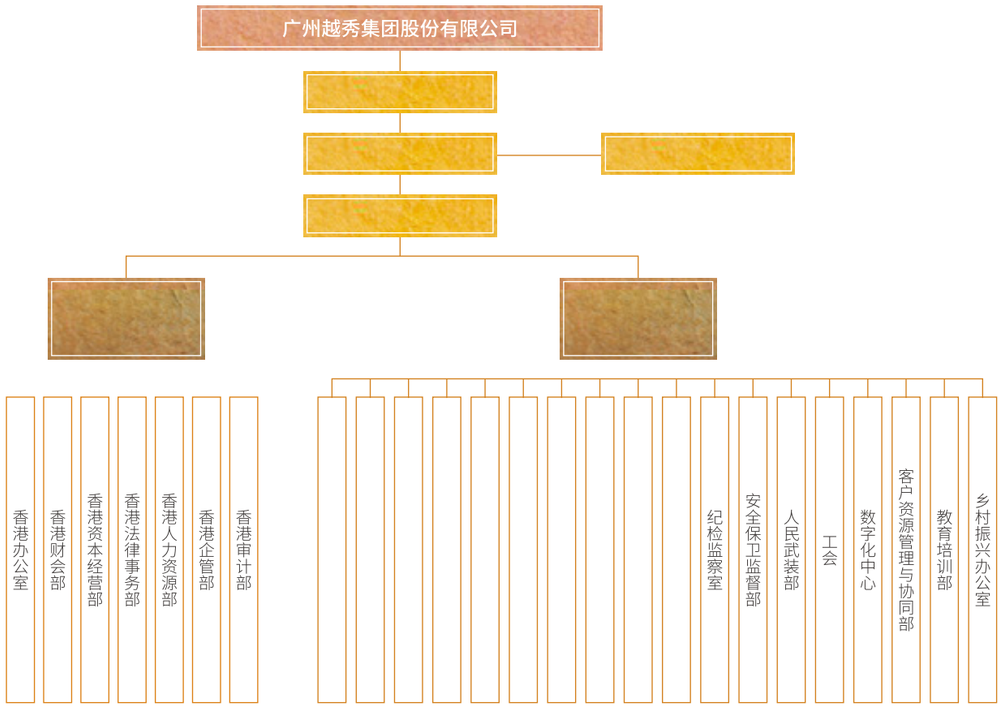

2022

1

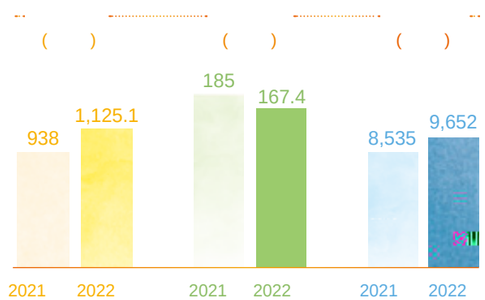

7

“ ”

4

2022

2022

ESG

1	
2	
3	
4	
5	
6	
7	
8	
9	
10	
11	
12	
13	
14	
15	
16	
17	
18	
19	
20	“ ”
21	
22	
23	
24	
25	
26	

	◆ ◆ ◆	◆ ◆ ◆	◆ ◆ ◆
	◆ ◆ ◆	◆ ◆ ◆	◆ ◆ ◆
	◆ ◆ ◆	◆ ◆ ◆	◆ ◆ ◆ ◆
	◆ ◆	◆ ◆	◆ ◆
	◆ ◆ ◆ ◆	◆ ◆ ◆ ◆	◆ ◆ ◆ ◆
/	◆ ◆ ◆	◆ ◆	◆ ◆ ◆
	◆ ◆	◆ ◆ ◆	◆ ◆ ◆
	◆ ◆	◆ ◆ ◆	◆ ◆ ◆
	◆ ◆	◆ ◆ ◆ ◆	◆ ◆ ◆ ◆



2022

777

122.4

37

695

30

42

13.9

Ə 6-5..1 .S0 cs 0.943 0.529 0 s

1,125.1

20%

167.4

“ ”

10,028.7

6,900

2,228.7

900

“ + ”

“ ”

2022

“ — — ”

3

8 17.5 102

7 1

“ ”

32

108

2022 8

3,000 10

6%

4

11

/

15

/

“ ” 8

— “

” 20

300 1.43

1,000

2022 “ + ”

11 8

8

“ ”

ħ c ˜

¤

ȯ ȧ ǧ 1- ɮ ţ

Ɛ ṅ q

2030 SDGs

“ ”

“ ”

“ ”

“ ”

“ ”

47

9

1,500

16

1.2

3

559

1.6

2022 10 25

3

“

1,23

“

“ ”“

”“ ”

1

500

2

3 -

4 -

1

New Star

2 /

3 :

4 :

5 :

1 :

2 :

3 :

4 :

5 :

6 :

7 /

:

“ ”

“ ”

“ ”

2022 “ ”

6,000	28,000	120
5	91%	12

“ New Star ”

“ New Star ”

“ ” “ ”

“ YESite " YESense " YESmart " YESocial ” “ ” YES

“ ”“ ”“ ”

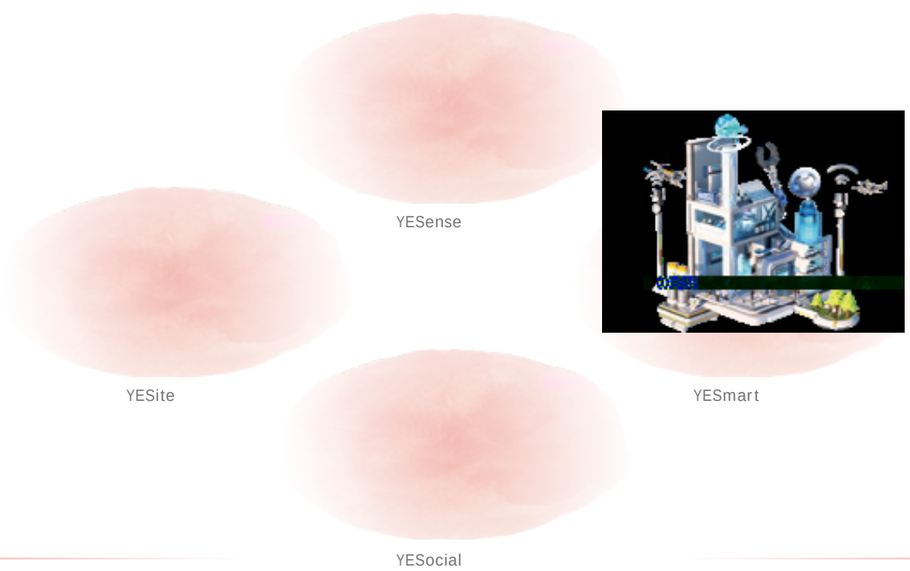

“ ”

—

LAB

—

“ ”

“ ”

500

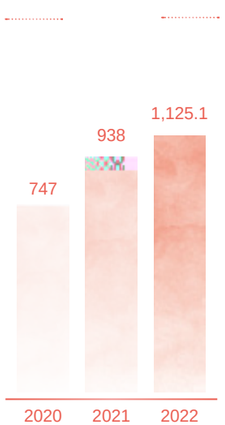

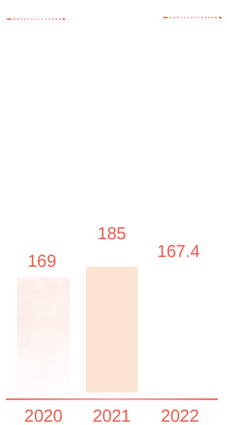

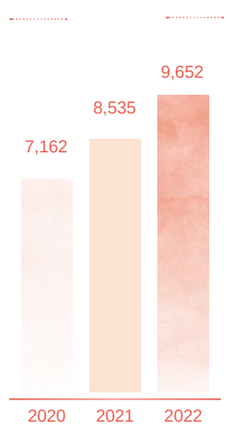

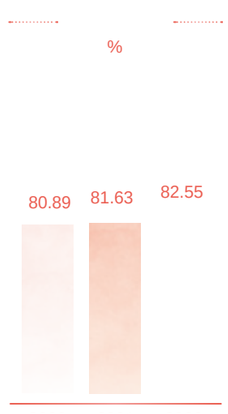

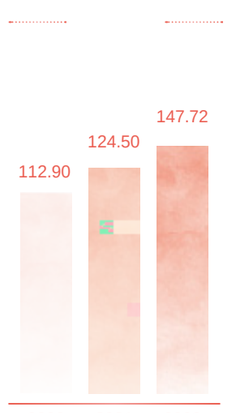

2022

38

“ 4+X ”

“ ”

- “ ” 93%
- TOD TOD 1.0 “ + + + + + ”TOD5.0
- “ ” “ ” “ ” “ ”

- REITs 3 REIT
-

-
-
-

- “ ” 400
- “ ” 4 3 10

2030 SDGs

3 良好
健康与福祉
8 体面工作和
经济增长
9 产业、创新和
基础设施
11 可持续
城市和社区
12 负责任
消费和生产
17 促进目标实现的
伙伴关系

2022 “ ” “ ”
“ ”

6 61

Q

2022

“ ”

“ 4 · 26 ” “ 12 · 4 ”

“
”

BI

“ — — ”

“ ”

“ ”

TOD “ + + + +
” “ ”

“ ”



8 体面工作和经济增长

“ + ” “ + ” “ + ”

2022 6 21

2022

184

33%

2022

6

4

“ ”

2022

39,000

784

9,138



2022

“ ”

2022 10 11 2

2,006 500

2022 4

84.1

59.2 1.8

60 241.6

84.4 75.6

105,450 2.7

“ ”

“ ”

2022 10

“ ”

24 ……

“ ” 2022

45 4,000

11

103

4.8

“ ”

“

”

“

”

“

”

“ ”

2022 “ ” “

” “ ”

2022 3

100

“ ”

2022 5

“ ‘ ’

”

100

40

2022 7

“ ” 2022

15 70

“ ” 2022

“ ” 2022

2022 8

“ ”

2022 9

“ ”

2022 11

“

”

“

”

“ ”

“ ”

2022

34

499.0 2021 113%

“ 2022

TOP10 ” “ 2022

TOP10 ”

2022

LEEDv4.1 O+M:EB

4

2022

130th

SNCR SCR

332.8

2022

“ 3.0

” “ ”

ESG 2022

“ ” 2022 16

59

1,700

2022 13

ABS

2022

38.31 151

3,000

2022

COD 159mg/L 133mg/L

34mg/L 18mg/L

BOD5 41.6mg/L

18.3mg/L

15%



2022

2022

—

5,410.16

“ ”

2022 “ ”

“ ” “ ”

2023 “ ”

500

“

” TOD

.

2023 “ 12345 ”

		2020	2021	2022
	%	113.09	112.90	105.97
1		63425	75398	43867
		34	47	46
	%	99.4	99.4	99.4
	%	100	100	100
	%	100	100	100
	%	100 100	100 100	100 100
	%	100	100	100
	%	97	96	98
	%	96.6 86.3	95.7 85.6	97.0 87.0
		13050	26850	18196
		1013	1024	854
		1292	1758	2319
		129	197	217
		226	273	281
	%	56.92	58.00	45.33
	%	73	81	75
	%	58.91	67.00	70.50
		29937	36837	38027
		18620	22832	23807
		11317	14005	14220
		1298	1751	1953
	%	16.7	22.2	23.53
		37	77	39
	%	3.60	4.22	5.42

		2020	2021	2022
		5.67	5.12	5.49
		16912	15525	17866
		/	2022	2164
		1602	1744	1651
		3700	3705	2734
		21.81	37.82	45.53
		48	56	53
		83	54	46
		17.3	16.8	18.7
		28.1	30.7	20.3
	%	100	100	100
	%	100	100	100
	%	100	100	100
		2.2	1.49	1.3
		25931	42148	54489
	%	96	95	91
		135047	74747	39456
		1654	2723	3705
		42485	63577	80551
		0	0	0
		0	0	0
		0	1	1
		0	0	0
		0	0	0
		967	4238	7647
		254	422	706
		50	100	217
		1277	1091	874
		1236	2400	3236

		2020	2021	2022
	[2]	1439577	1718538	1811959
	/	1.26	1.26	0.89
	/	29.21	26.93	27.65
	/	25.96	32.65	26.59
	/	0.11	0.09	0.08
	/	3367.93	3024.14	2426.61
		6.05	7.88	9.60
		193	319	362
	[3]	743511	491469	506207
	/	52.63	60.54	54.34
	/	176	180	156
	/	740.35	681.51	528.43
	[4]	198828310	225850287	224679127
	[5]	25825369	25182766	25049949
	/	59.38	35.71	25.17
	/	423.99	511.21	552.94
	/	0.16	0.19	0.09
	/	32366	33090	26784
		41564	44988	109175
		0	0	73000
		73478	164379	41502
		2007	5070	6660

1. 3
2. 3
3. 3
4. 3
5. 3

	CASS-CSR4.0	GRI Standards
	P1.1-1.3	102-1 102-50 102-51 102-52 102-53
	P2.1-2.2	102-14 102-15 102-23
	P3.1 P4.1-4.4 G1.1-1.2 G2.1-2.3 G3.1-3.3 G4.1 G5.1 G6.1 M1.2 M1.4 S4.1	102-2 102-3 102-4 102-5 102-6 102-7 102-16 102-18 102-29 102-31 102-32 102-33 102-34 102-40 102-42 102-44 102-47
	P3.2 S1.5 S4.12-4.14	201-1 203-1 203-2
	M2.1-2.2 M2.14-2.15 S1.3 S1.5-1.6 S2.1-2.8 S2.10-2.14 S2.16 S4.2	102-8 201-1 403-1 403-4 403-5 403-6 404-2 405-1
	M1.1 M1.5-1.8 M2.11 M2.13 M3.1 M3.3 M3.5 M3.8 M3.11 S1.1-1.2 S1.4 S3.1-3.5	102-9 203-1 203-2 205-2 417-1 418-1
	M1.3 M2.4 M3.4 M3.6-3.7	203-1 203-2 205-2 404-2
	S2.17-2.18 S4.6-4.11 E1.1 E1.3 E1.5 E1.7 E1.9 E2.1-2.3 E2.6 E2.8 E2.11 E2.13 E2.15 E2.17 E2.19 E3.1-3.4 E3.6	301-2 301-3 302-5 303-3 304-2 306-2 401-2
	A1	103-2
	A2 M2.3 M2.5-2.6 M2.16 M2.18	302-1 302-2 302-3 302-4 303-1 305-1 305-2 305-4 305-7 401-1 403-9 404-1
	A5	102-55
	A4	102-56
	A6	